

Corona Virus Disease (COVID-19) Situational Report

Report No.105

Date of Issue 13th July, 2020, 3pm

HIGHLIGHTS

- This is the sixteenth week since the first COVID-19 case was identified in Sierra Leone
- As of **13 July 2020**, there were **1,642** confirmed COVID-19 cases, **63** deaths and **1175** recoveries in Sierra Leone
- **Seven** COVID-19 cases, **twenty one** recoveries and **zero** deaths were reported in the last 24 hours
- COVID-19 cases reported over week 15 declined by **19.1%** compared to week 14
- The number of **COVID-19** samples tested over week 15 declined by **26.6%** compared to week 14
- **One hundred and sixty COVID 19** tests were conducted in **four** laboratories in the last 24 hours. Positivity rate was **3.8%**.
- **Total COVID-19** tests conducted to date are **14,153** (1.85/1000 population)
- Overall Case Fatality Rate (CFR) is **3.8%** but increases with age
- **163 (10%)** COVID-19 cases are among health workers

New	Confirmed	7
	Recoveries	21
	Deaths	0
Cumulative	Confirmed	1642
	Recoveries	1175
	Deaths	63
Case Fatality Rate (%)		3.8%

Summary of COVID-19 Cases in Sierra Leone as at 13th July 2020						
District	Confirmed Cases			Deaths		
	New Confirmed Cases	Cumulative Confirmed Cases	Proportion of Total Cases	New Deaths	Cumulative Deaths	Days Since Last Confirmed Case
Western Area Urban	3	798	48.6%	0	50	0
Western Area Rural	1	208	12.7%	0	1	0
Port Loko	1	73	4.4%	0	0	0
Kenema	0	107	6.5%	0	4	1
Tonkolili	0	58	3.5%	0	0	3
Bombali	1	33	2.0%	0	4	0
Bonthe	0	52	3.2%	0	0	3
Bo	0	102	6.2%	0	2	3
Koinadugu	0	15	0.9%	0	0	1
Falaba	0	4	0.2%	0	0	53
Kailahun	0	23	1.4%	0	0	19
Moyamba	1	47	2.9%	0	0	0
Pujehun	0	13	0.8%	0	0	6
Kono	0	70	4.3%	0	2	1
Kambia	0	30	1.8%	0	0	8
Karene	0	9	0.5%	0	0	5
Total	7	1642	100.0%	0	63	-

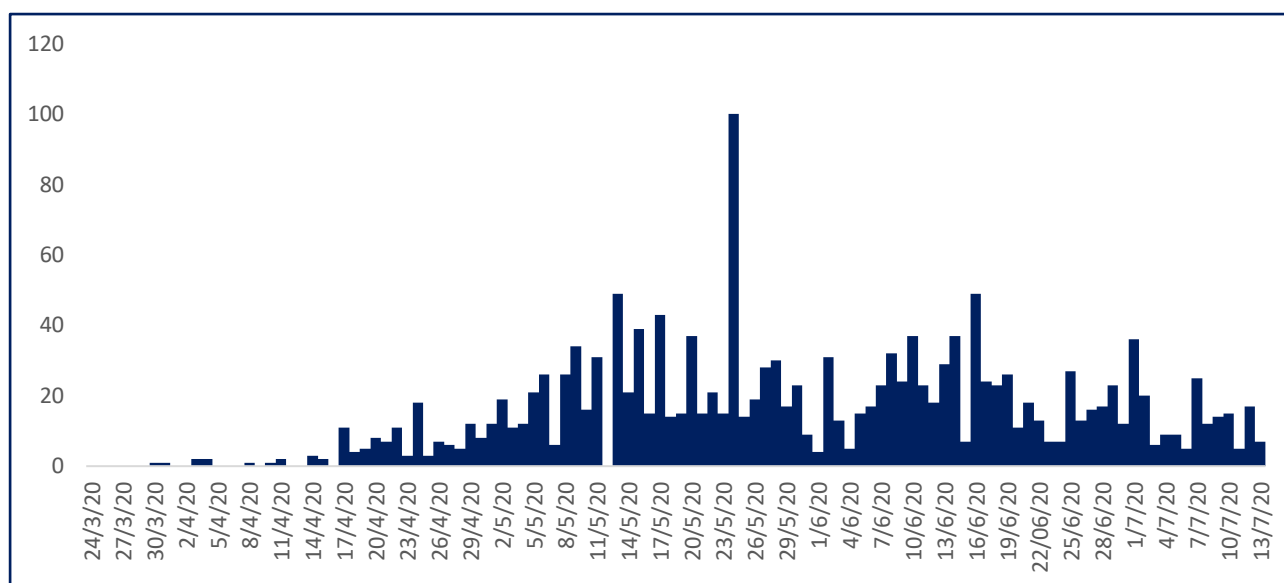


Figure 1: Daily COVID-19 Cases in Sierra Leone as of 13th July 2020

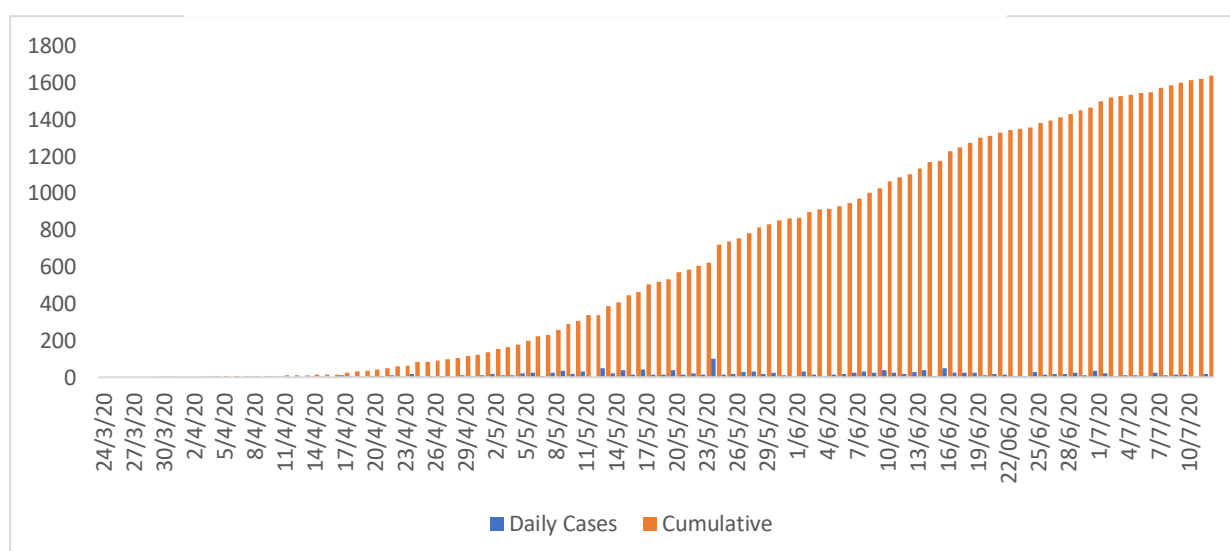
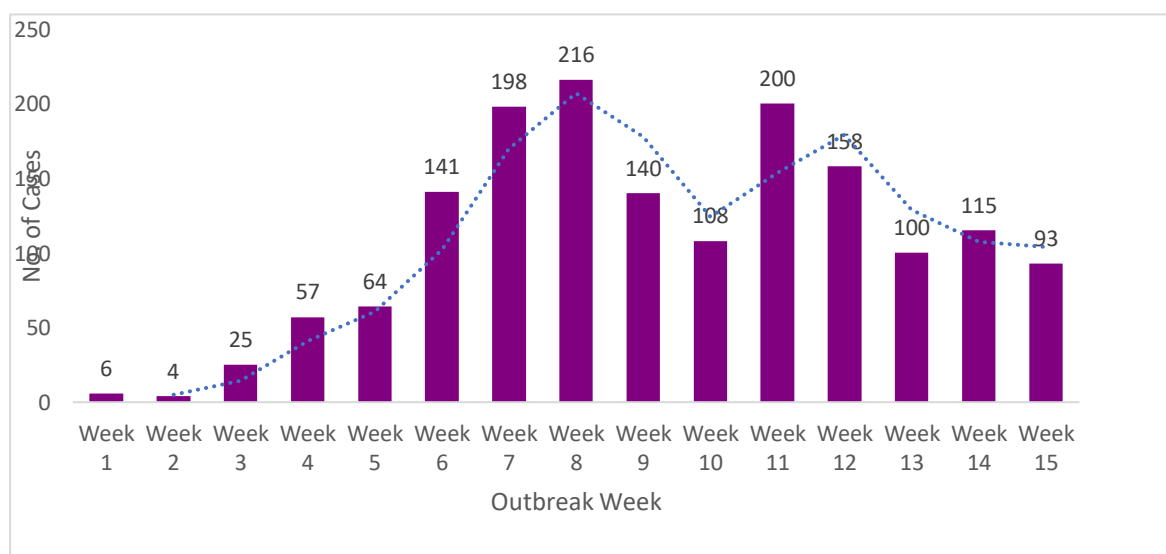


Figure 2: Cumulative COVID-19 Cases in Sierra Leone



- This was the **sixteenth week** of the COVID-19 outbreak in Sierra Leone
- COVID-19 cases reported over week 15 **declined by 19.1%** compared to week 14
- There was also a **26.6% reduction in the number of COVID-19 tests** conducted over week 15 compared to week 14 and this may have contributed to detection of less cases

Cases reported over the last seven days

- **95** COVID-19 cases have been reported over the **last seven days**
- The seven **cases** reported over the **last 24 hours** are from **Western Area Urban (3) Western Area Rural (1), Bombali (1), and Moyamba (1) and Port Loko (1)**
- There is an increase in the proportion of cases NOT linked to confirmed cases
- Five of the seven new cases reported today are **NOT linked** to any known transmission chains

COVID-19 Cases- Age Distribution and Mortality

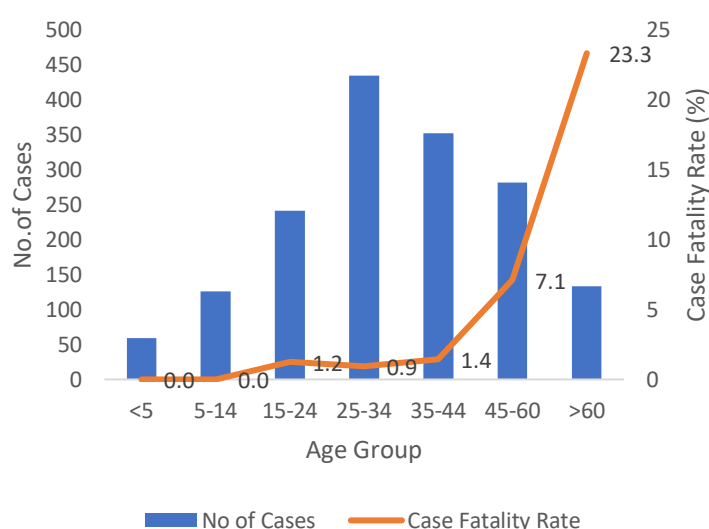


Figure 3: Age Distribution and Age Specific CFR

Age-Sex Distribution of Cases

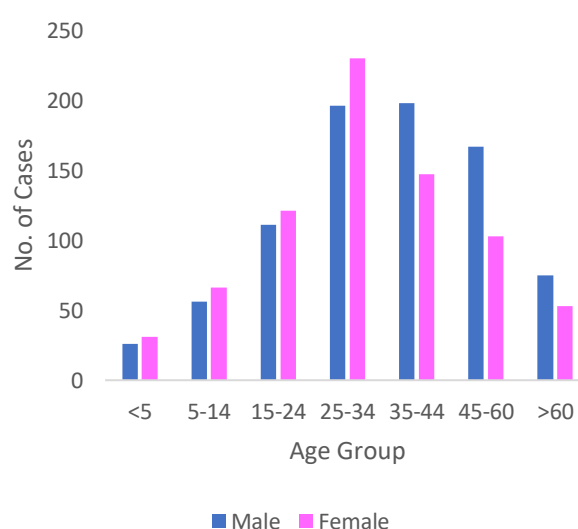


Figure 4: Age-Sex Distribution of COVID-19 Cases

Male

Proportion of cases who are male-52.4%

Median age: 35 years (range <6 months-94 years)

Case Fatality rate among males: **5%**

Mean age of COVID-19 deaths who are male: 57.7 years

Female

Proportion of cases who are female: 47.4%

Median age: 30 years (range < 6months-98 years)

Case Fatality rate among females: **2.6%**

Mean age of COVID-19 deaths who are female: 58 years

- National Attack rate is **21.4 cases/100,000** population
- The **districts with the highest attack rates** are Western Area Urban, Western Area Rural, Bo, Bonthe and Kenema
- The highest number of COVID-19 tests were conducted over week 14, possibly due to active case search in Western Area Urban
- **Positivity rate** of samples has been reducing over the last 4 weeks
- 98% of contacts currently being monitored were reached by contact tracers
- 82% of quarantined persons are under self-quarantine



Government of
Sierra Leone

Sierra Leone Ministry of Health and Sanitation



Government of
Sierra Leone

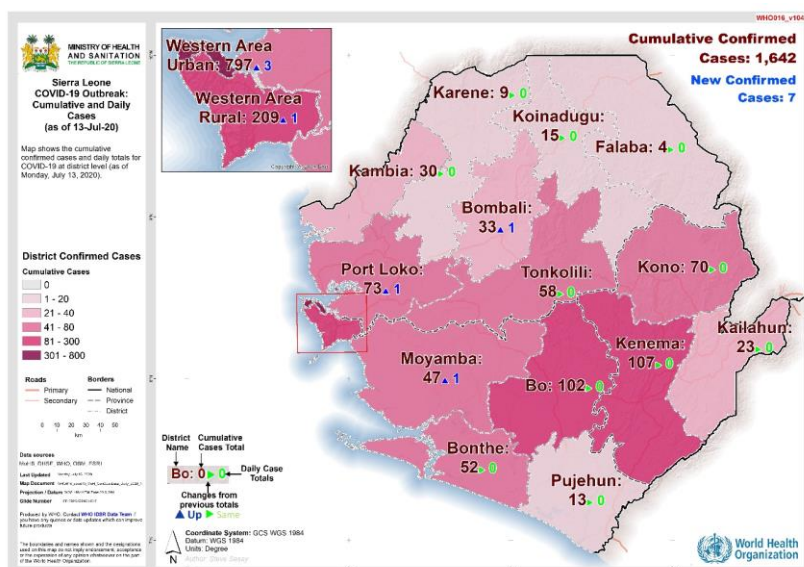


Figure 5: Geographical Distribution of COVID-19 Cases in Sierra Leone as of 13/07/2020

District	Total COVID-19 Cases	Cases/100,000 Population
Western Area Urban	798	66.5
Western Area Rural	208	40.9
Bo	102	27.9
Bonthe	52	23.2
Kenema	107	16.0
Kono	70	12.3
Tonkolili	58	10.1
Moyamba	47	12.9
Kambia	30	7.6
Bombali	33	6.8
Port Loko	73	11.8
Kailahun	23	3.7
Koinadugu	15	5.5
Falaba	4	2.1
Pujehun	13	3.3
Karene	9	4.3
Total	1642	21.4

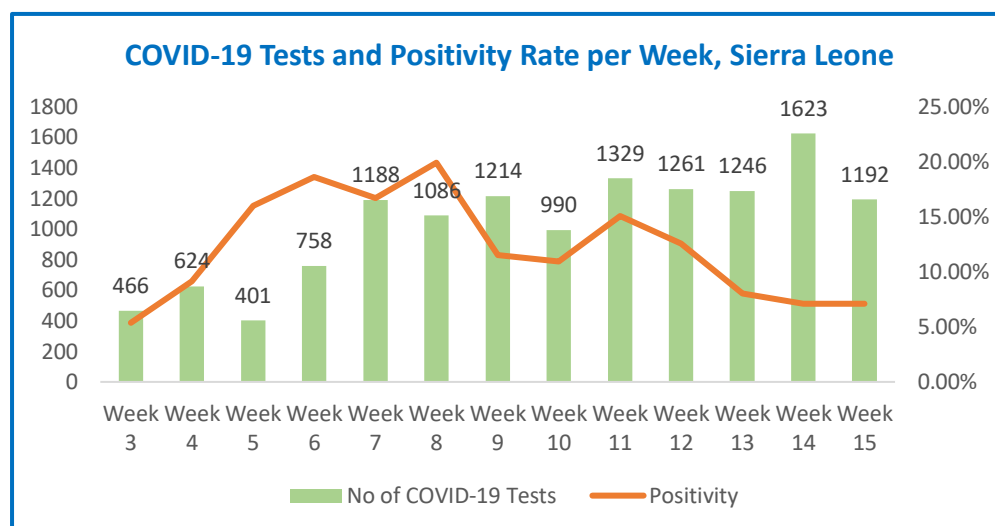


Figure 6: COVID-19 Tests and Positivity Rate per Week



14,153

Total COVID-19 Tests

1.85

Tests/1000 population

Technical Areas	Variable	No
Contact Tracing	Cumulative No. of Contacts Listed	9284
	Total No. of contacts currently under monitoring	993
	Total No. of contacts reached in the last 24 hours	970(98%)
Quarantine	Total No. Currently under quarantine	1301
	Self-Quarantine	1074 (82.6%)
	Institutional Quarantine	227 (17.4%)
Laboratory Testing	Laboratory tests done in last 24 hours	160
	No of positive tests in last 24 hours (%)	7 (4.3%)
	Cumulative number of tests	14153
Event Based Surveillance (last 24 hrs.)	Total Alerts Received through 117 System	89
	No. of COVID related alerts	08
	No. of COVID related alerts investigated	08 (100 %)

This Situation Report was developed by:

Ministry of Health and Sanitation, Sierra Leone

For any comments or inquiries contact:

eocnsr2020@gmail.com